

Headstock and Tailstock Weld Positioners HB10T technical data



Headstock and Tailstock Weld Positioners

maximum load	10
Range of rotational speed	0-2r/min
Flipped drive mode	Motor reducer drive
Flip the Angle	$\pm 180^\circ$
Power requirements	380V
The lifting method	Electric lifting
Flipping mode	gear type

The Headstock and Tailstock Weld Positioners has two core functions of lifting and flipping, which can help the workpiece to achieve multi-angle welding operation and greatly improve the convenience of welding operation. The displacement machine is mainly composed of the frame, flipping mechanism, flipping drive system and lifting system.

In terms of the flipping function, the flipping shaft is powered by a speed-reducing motor and achieves smooth rotation with the help of gear drive. It is worth mentioning that the conductive mechanism is carefully designed on the back of the equipment to ensure that the equipment can be effectively grounded and provide a solid guarantee for safe operation.

In terms of lifting functions, the lifting shaft of the position changer is also driven by a speed-reducing motor, using a screw for transmission and a roller set for three-sided guidance. Its position can be flexibly adjusted, allowing it to run stably along the guide slot. The motor is equipped with a brake function, which, combined with the self-locking characteristics of the trapezoidal screw, effectively prevents falls during use, ensuring extremely high safety performance.

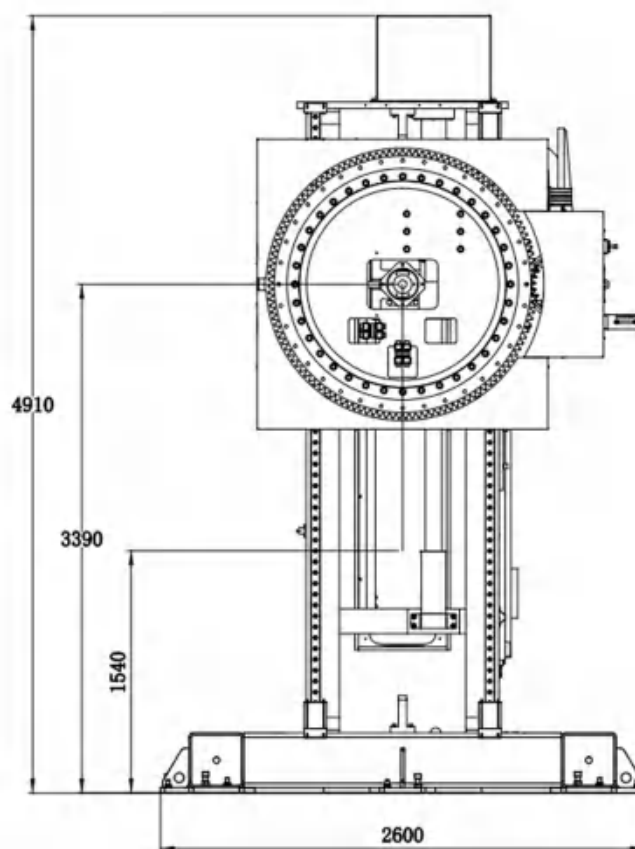
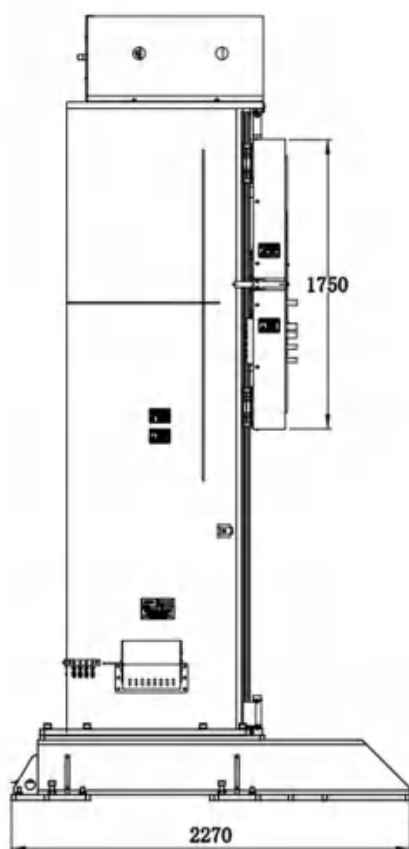

The flipping shaft and lifting shaft both adopt dual drive mode, which ensures precise synchronization during operation, guaranteeing stability. The flipping shaft is controlled by a speed-reducing motor, enhancing the safety and reliability of the equipment during use. In terms of overall structure, the center of gravity of the equipment is entirely within the base range, thus providing sufficient anti-overturning capability to adapt to various complex working environments.

- Strong carrying capacity
- Good stability
- Wide adaptability and high safety

Efficient	Improve productivity An effective way to weld quality
Easy to integrate	Easy to use with other products (Integration of robots, etc.)
Reliable products	For demanding processing Workshop environment design and manufacturing.

Metalleco

Headstock and Tailstock Weld Positioners **HB10T technical data**



Headoffice: 3185 Dundas St W, Oakville Ontario Canada L6M 4J4

Phone: +1-514-550-1191

Metalleco US: 350 Terry St, Longmont, Colorado 80501 United States of America

Phone: +1-514-550-1191

Metalleco Japan: JRp Hakata Bldg. 3f, 8-1 Chuogai, Hakata-eki, Hakata-ku, Fukuoka City

Phone: +81-90-9516-0894

Metalleco



Headstock and Tailstock Weld Positioners HB10T technical data



Metalleco

METALLECO INC.

Ship to: 3185 Dundas St W, Oakville Ontario L6M 4J4
CANADA

Mail to: nick.xiao@metalleco.ca

Phone: +1-514-550-1191

REQUESTED BY	DEPARTMENT	GLACOUNT
SOURCE		
METALLECO INC.		

PURCHASE REQUISITION

DATE REQUESTED	SHIP VIA
ORDER BY	DATE

ORDER FROM		
PO#	DATE	<input type="checkbox"/> PREPAID PO

QUANTITY	UNIT	STOCK NUMBER	DESCRIPTION	UNIT COST	TOTAL COST

TOTAL ORDER COST:

VENDOR NOTES



Headoffice: 3185 Dundas St W, Oakville Ontario Canada L6M 4J4

Phone: +1-514-550-1191

Metalleco US: 350 Terry St, Longmont, Colorado 80501 United States of America

Phone: +1-514-550-1191

Metalleco Japan: JRp Hakata Bldg. 3f, 8-1 Chuogai, Hakata-eki, Hakata-ku, Fukuoka City

Phone: +81-90-9516-0894

Metalleco