

Chain Type Beam Rotator TM15 technical data



Chain Type Beam Rotator

maximum load T	15
Flipped motor power (KW)	2*3
Speed of ascent (m/min)	0.8
Rise stroke (mm)	400-500
Flip range	0-360° (can stop at any position)
Flipping drive unit	Motor reducer drive
Power requirements	380V

The TM series Chain Type Beam Rotator is composed of the main frame, traveling trolley, lifting arm, flipping chain, motor drive device and electrical control system and other key components.

During operation, the reducer drives the chain to rotate, and due to the friction of the chain, the workpiece rotates around the central axis from 0 to 360 degrees.

It adopts double row sprocket transmission, and the reducer usually adopts cycloidal pin wheel or worm gear mechanism to ensure stable and reliable performance.

Chain Type Beam Rotator is mainly used for the automatic welding of long irregular workpiece and the flipping process in assembly production line.

It is characterized by chain drive workpiece flipping through electric movement, and can be combined with rail guided vehicle (RGV) to realize automatic loading and unloading, which significantly improves the degree of automation and production efficiency of the production line.

In complex industrial environments, it offers high precision and flexibility. The robust chain drives mechanical structures and programmable controls enable seamless integration into smart manufacturing systems

- Suitable for any elongated irregular workpiece
- The weight is evenly distributed
- Automatic loading and unloading can be realized
- The workpiece flipping is safe and reliable

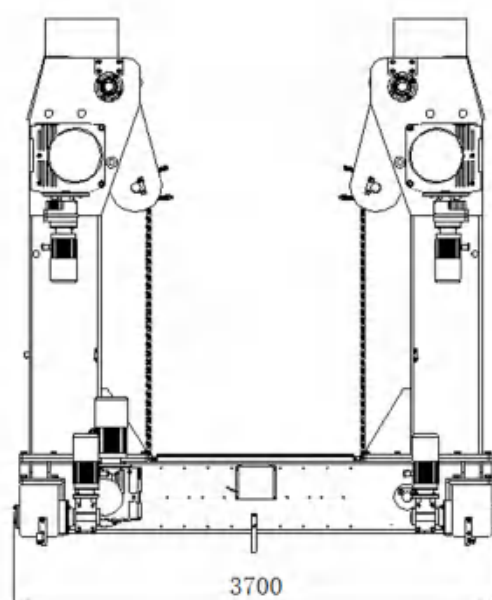
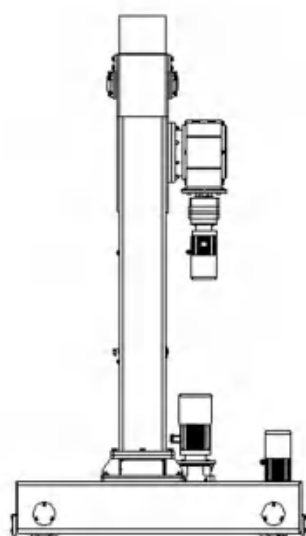
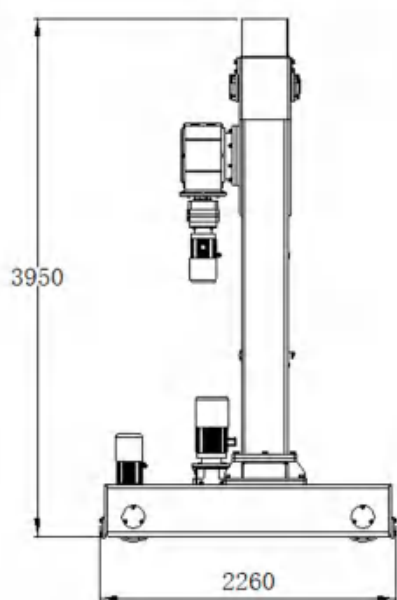
Efficient	Improve productivity An effective way to weld quality
Easy to integrate	Easy to use with other products (in compliance with RGV) ensemble.
Reliable products	For demanding processing Workshop environment design and manufacturing.

Metalleco



Chain Type Beam Rotator TM15 technical data

TM15
TM15-1000
TM15-2000



Headoffice: 3185 Dundas St W, Oakville Ontario Canada L6M 4J4

Phone: +1-514-550-1191

Metalleco US: 350 Terry St, Longmont, Colorado 80501 United States of America

Phone: +1-514-550-1191

Metalleco Japan: JRp Hakata Bldg. 3f, 8-1 Chuogai, Hakata-eki, Hakata-ku, Fukuoka City

Phone: +81-90-9516-0894

Metalleco

Metalleco



Chain Type Beam Rotator TM15 technical data

Metalleco

METALLECO INC.

Ship to: 3185 Dundas St W, Oakville Ontario L6M 4J4
CANADA

Mail to: nick.xiao@metalleco.ca

Phone: +1-514-550-1191

REQUESTED BY	DEPARTMENT	GLACOUNT
SOURCE		
METALLECO INC.		

PURCHASE REQUISITION

DATEREQUESTED	SHIPVIA
ORDERBY	DATE

ORDER FROM		
PO#	DATE	<input type="checkbox"/> PREPAID PO

QUANTITY	UNIT	STOCK NUMBER	DESCRIPTION	UNIT COST	TOTAL COST

TOTAL ORDER COST:

VENDOR NOTES



Headoffice: 3185 Dundas St W, Oakville Ontario Canada L6M 4J4

Phone: +1-514-550-1191

Metalleco US: 350 Terry St, Longmont, Colorado 80501 United States of America

Phone: +1-514-550-1191

Metalleco Japan: JRp Hakata Bldg. 3f, 8-1 Chuogai, Hakata-eki, Hakata-ku, Fukuoka City

Phone: +81-90-9516-0894

Metalleco